



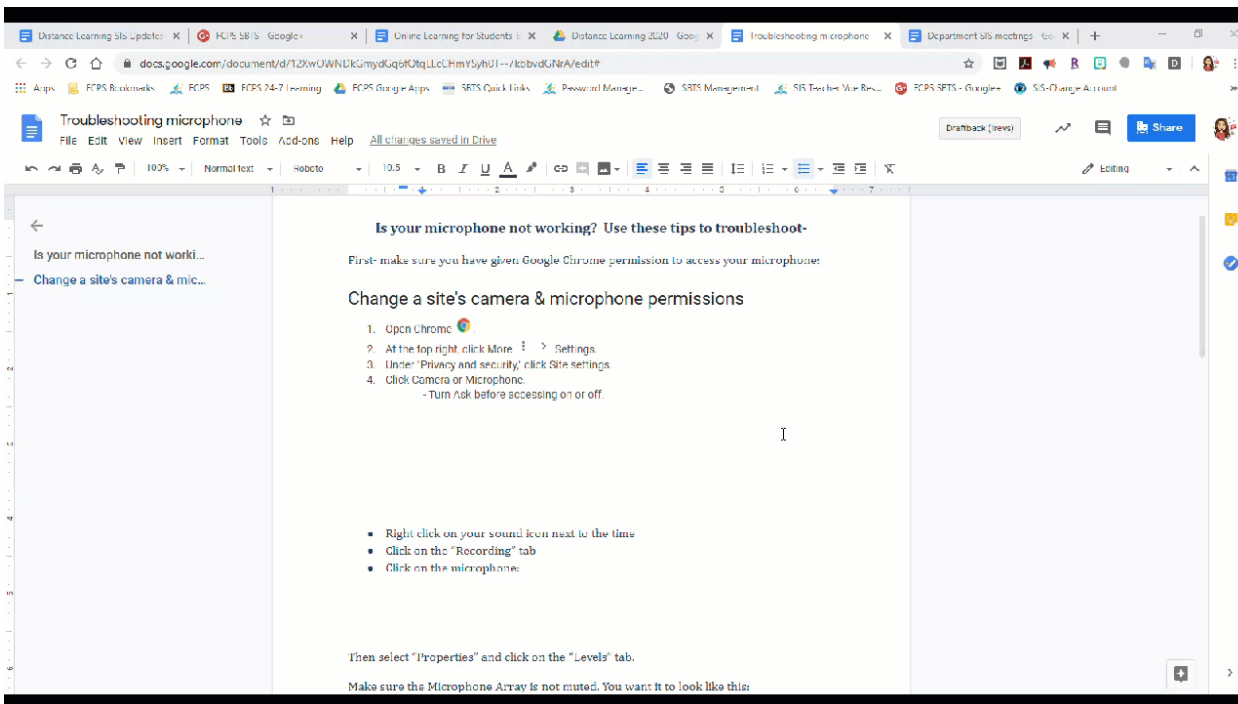
Is your microphone not working? Use these tips to troubleshoot-

1- Check to see if your microphone is disabled- hold down the Fn and F4 key!




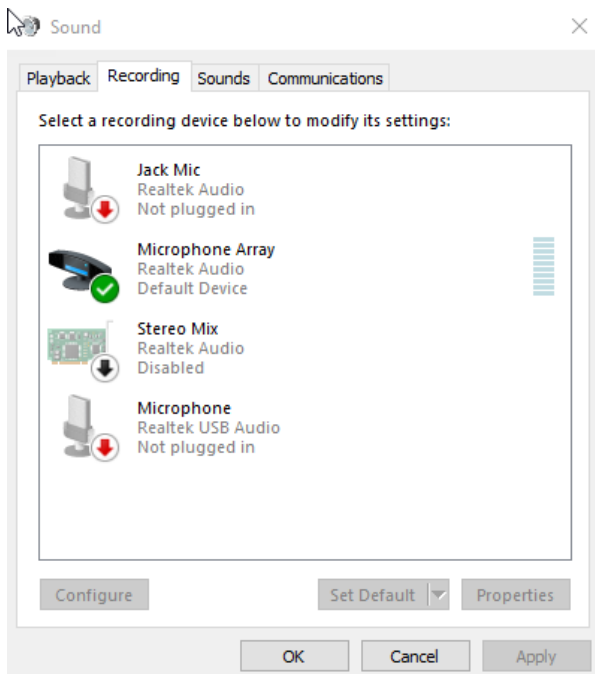
2- If you tried that- make sure you have given Google Chrome permission to access your microphone:

1. Open Chrome .
2. At the top right, click More  > Settings.
3. Under "Privacy and security," click Site settings.
4. Click Camera or Microphone.
 - Turn Ask before accessing on or off.

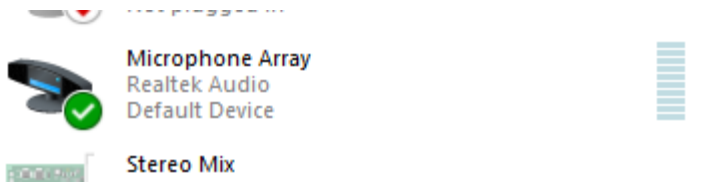


3- If Google Chrome has access to your microphone and it is STILL not working, try these steps:

- Right click on your sound icon next to the time 
- Select **“Sound”** and Click on the **“Recording”** tab

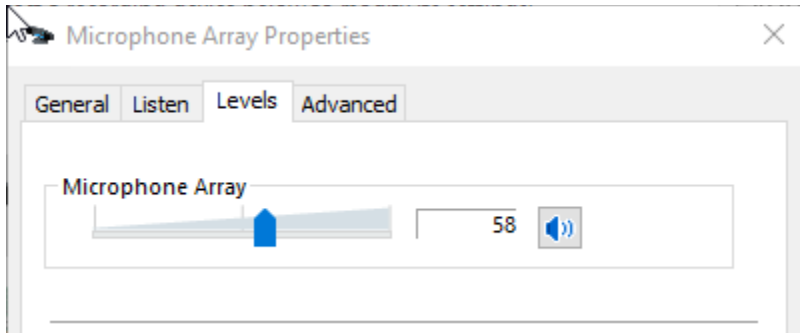


- Right Click on the **“Microphone Array”**:



Then select “**Properties**” and click on the “**Levels**” tab.

Make sure the Microphone Array is **not muted**. You want it to look like this:



NOT this:

